

Pulse on South Carolina Overdose Deaths



Charleston Center

A division of Charleston County Government

Renewing Hope, Strengthening Lives

CAITLIN KRATZ, MSW, LISW-CP, LAC, AADC

PROGRAM ADMINISTRATOR

OPIOID TREATMENT PROGRAM

Opioid
Epidemic:

National
Trends



THE OPIOID EPIDEMIC BY THE NUMBERS



70,630

people died from drug overdose in 2019²



10.1 million

people misused prescription opioids in the past year¹



1.6 million

people had an opioid use disorder in the past year¹



2 million

people used methamphetamine in the past year¹



745,000

people used heroin in the past year¹



50,000

people used heroin for the first time¹



1.6 million

people misused prescription pain relievers for the first time¹



14,480

deaths attributed to overdosing on heroin (in 12-month period ending June 2020)³

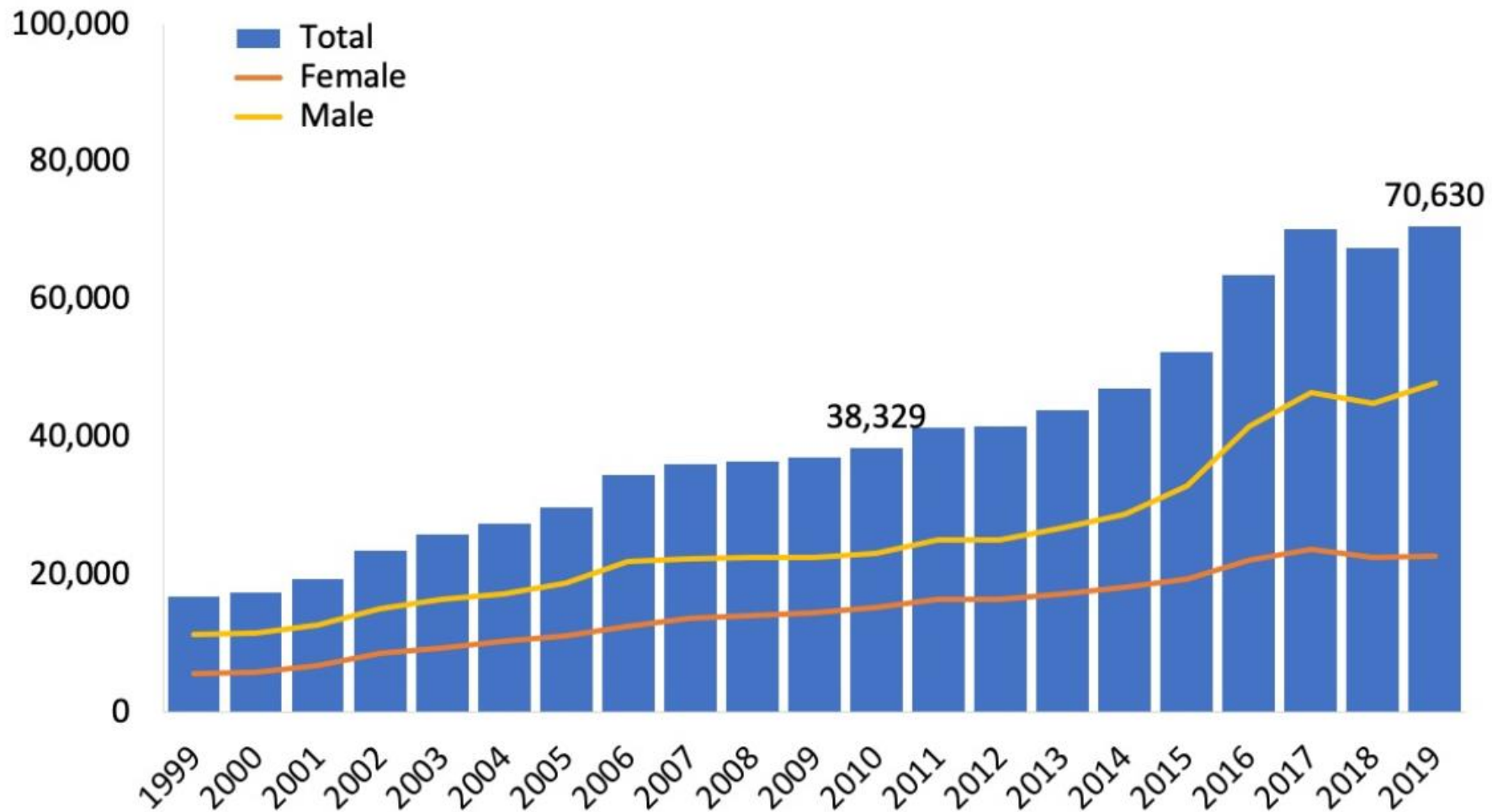


48,006

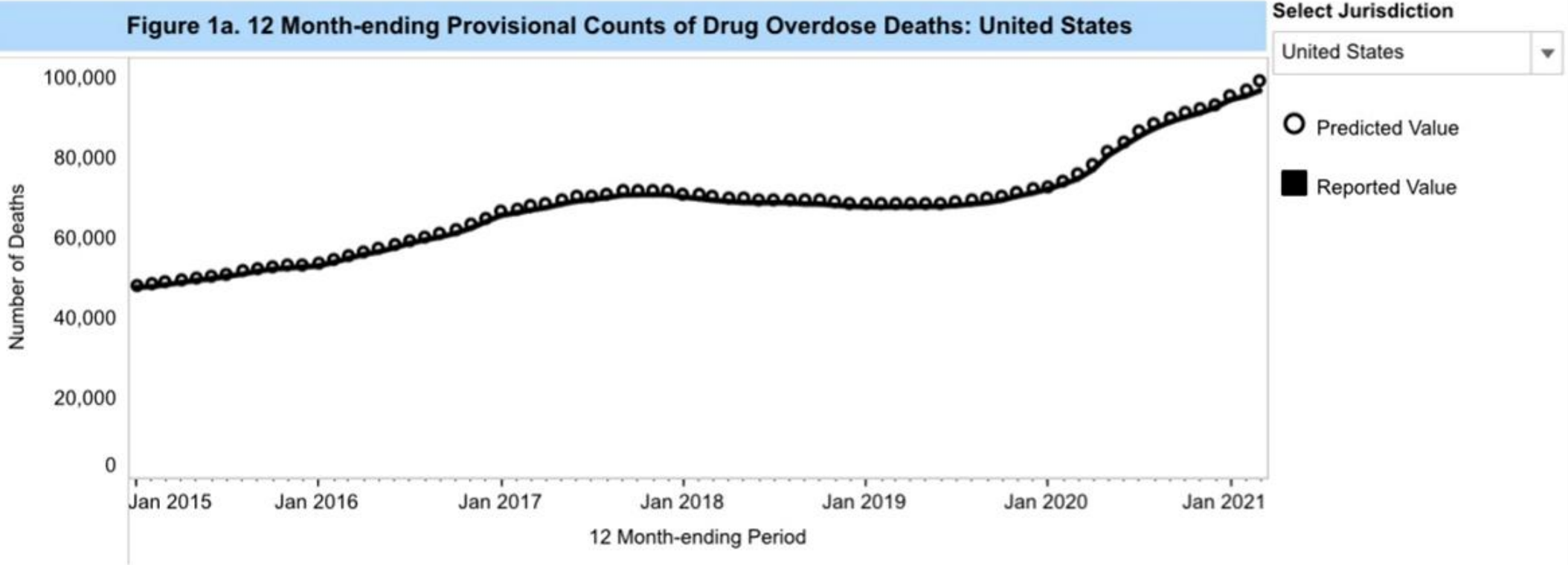
deaths attributed to overdosing on synthetic opioids other than methadone (in 12-month period ending June 2020)³

93,000 overdose deaths in 2020

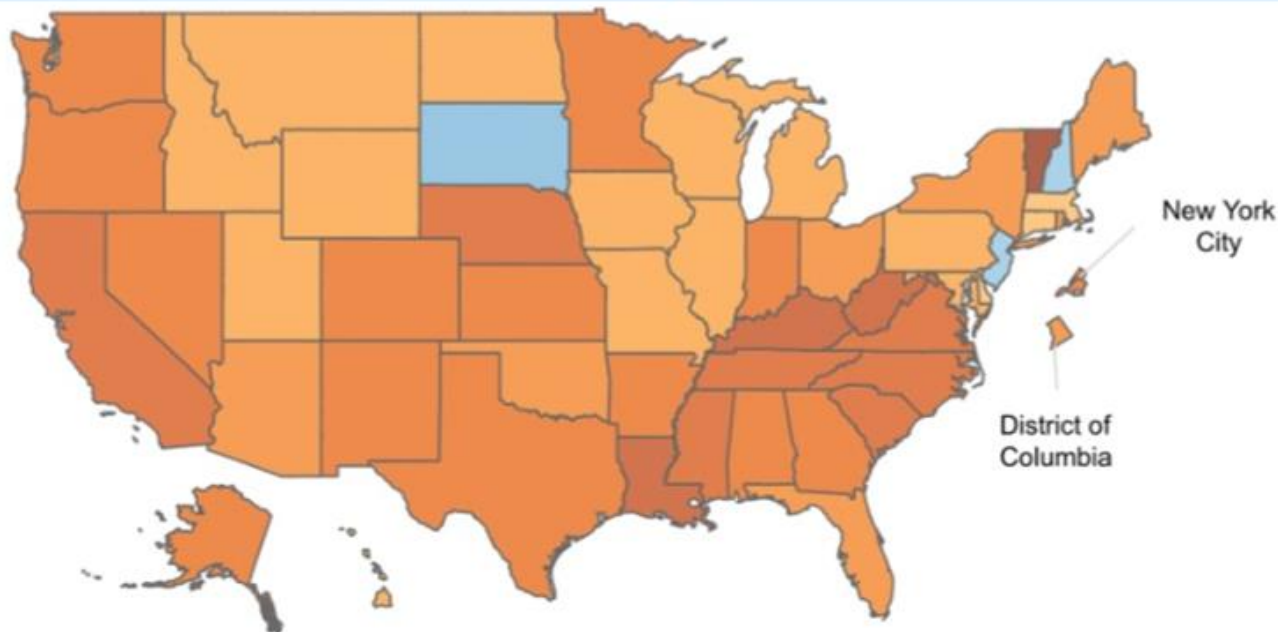
**Figure 1. National Drug-Involved Overdose Deaths*
Number Among All Ages, by Gender, 1999-2019**



Based on data available for analysis on: **10/3/2021**



**Figure 1b. Percent Change in Predicted 12 Month-ending Count of Drug Overdose Deaths, by Jurisdiction:
March 2020 to March 2021**



Select predicted
or reported
number of deaths

- ✓ Predicted
- Reported

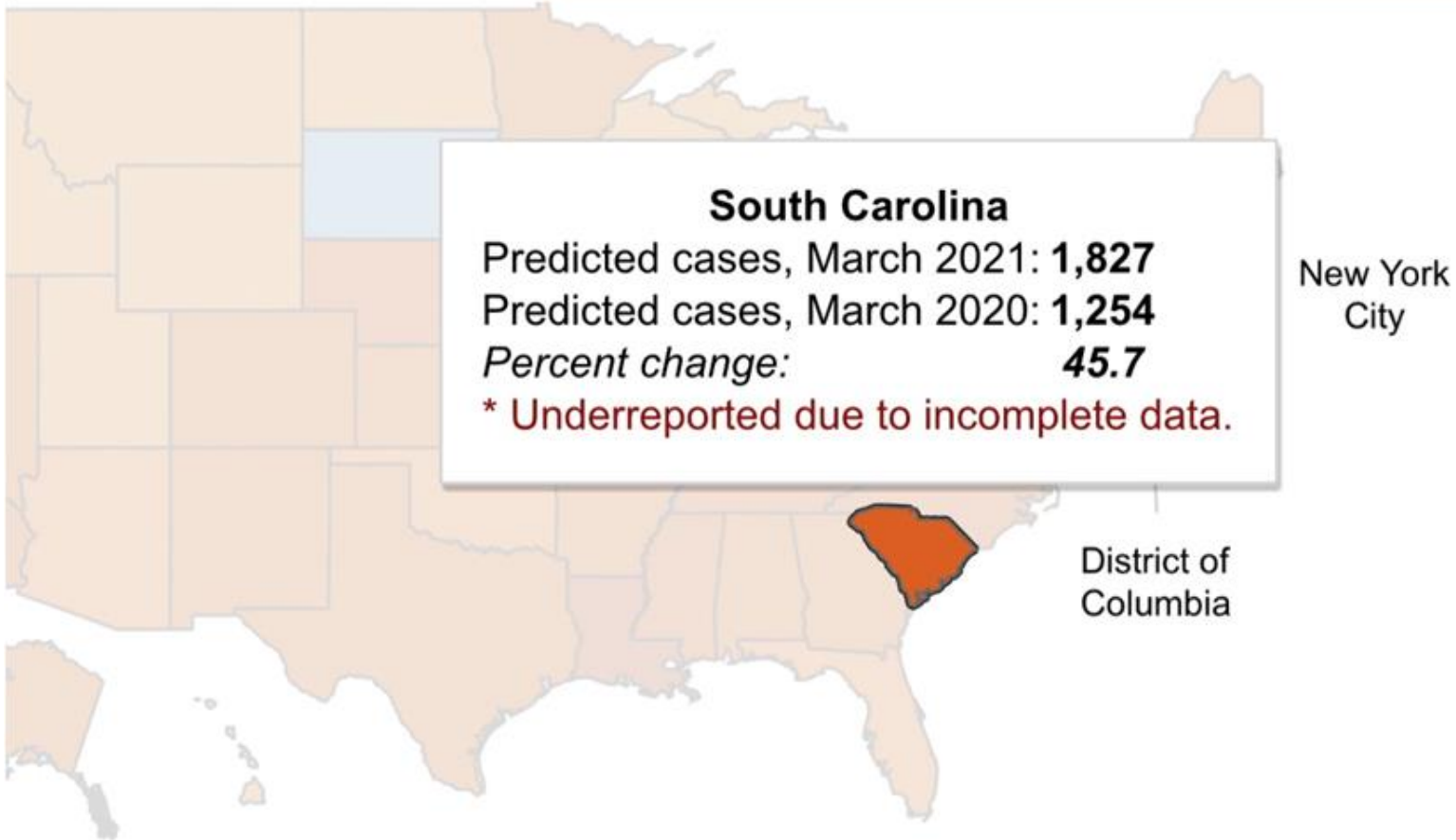
Percent Change for
United States

30.8 ▲

Legend for Percent Change in Drug Overdose Deaths Between 12-Month Ending Periods



**Predicted 12 Month-ending Count of Drug Overdose Deaths, by Jurisdiction:
March 2020 to March 2021**



Percent Change in Drug Overdose Deaths Between 12-Month Ending Periods

Opioid Epidemic:

What Are We
Seeing in South
Carolina?

'Silent
Hurricane'
Opioid Addiction
Crisis
Time to Fight
Back!



COAST TO COAST
ADDICTION RECOVERY CENTERS

Figure 1.
Number of Drug Overdose Deaths by Intent
South Carolina, 2010-2019
Occurrence Data

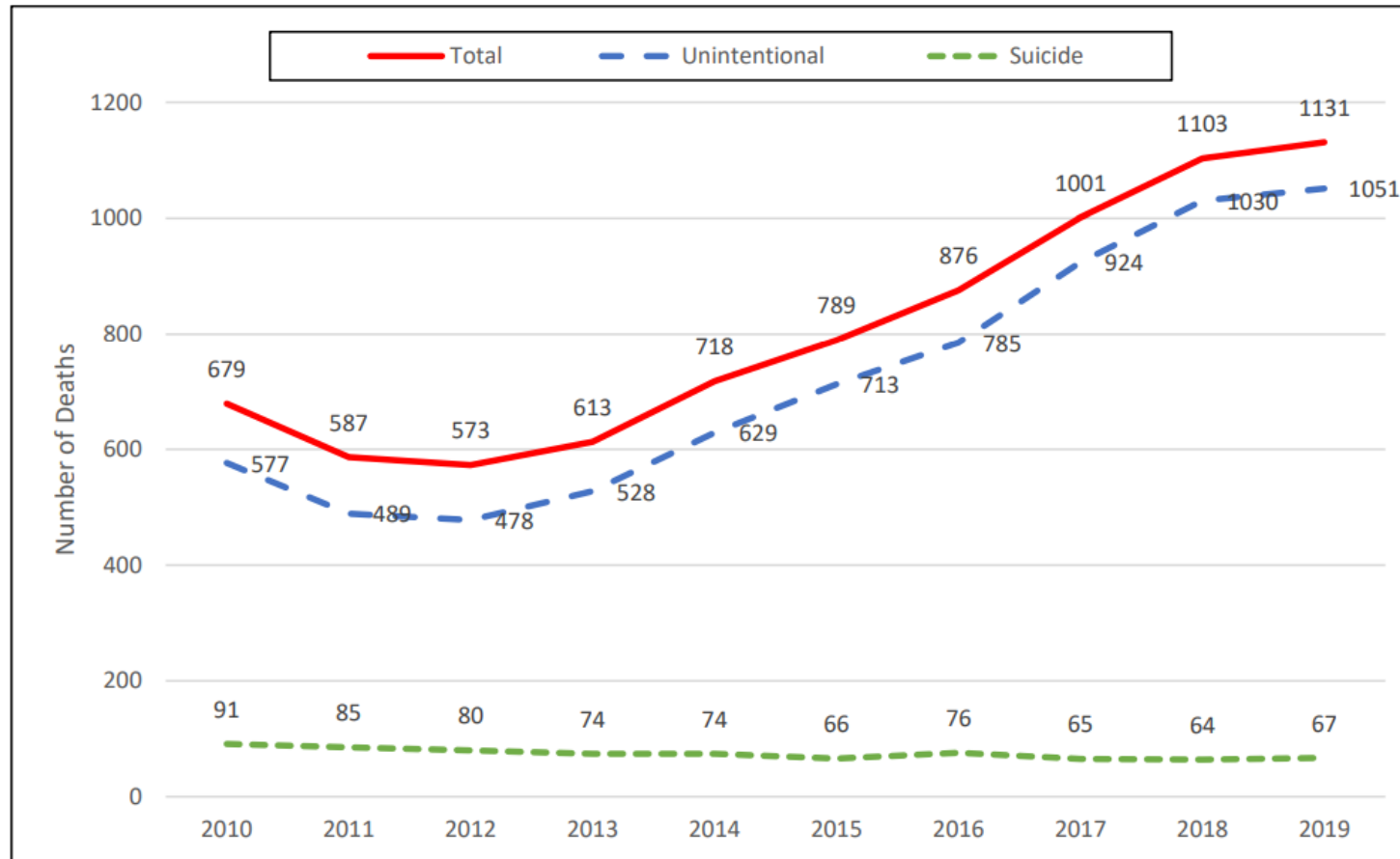


Table 1.
 Number of Drug Overdose Deaths by Intent
 South Carolina, 2010-2019
 Occurrence Data

	2010	2011	2012	2013	2014	2015	2016	2017	2018	2019
Total	679	587	573	613	718	789	876	1,001	1,103	1131
Unintentional	577	489	478	528	629	713	785	924	1,030	1051
Suicide	91	85	80	74	74	66	76	65	64	67
Homicide	2	1	1	0	3	0	3	1	3	0
Undetermined	9	12	14	11	12	10	12	11	6	13

Figure 2.
 Number of Drug Overdose Deaths by Drug Category
 South Carolina, 2015-2019
 Occurrence Data

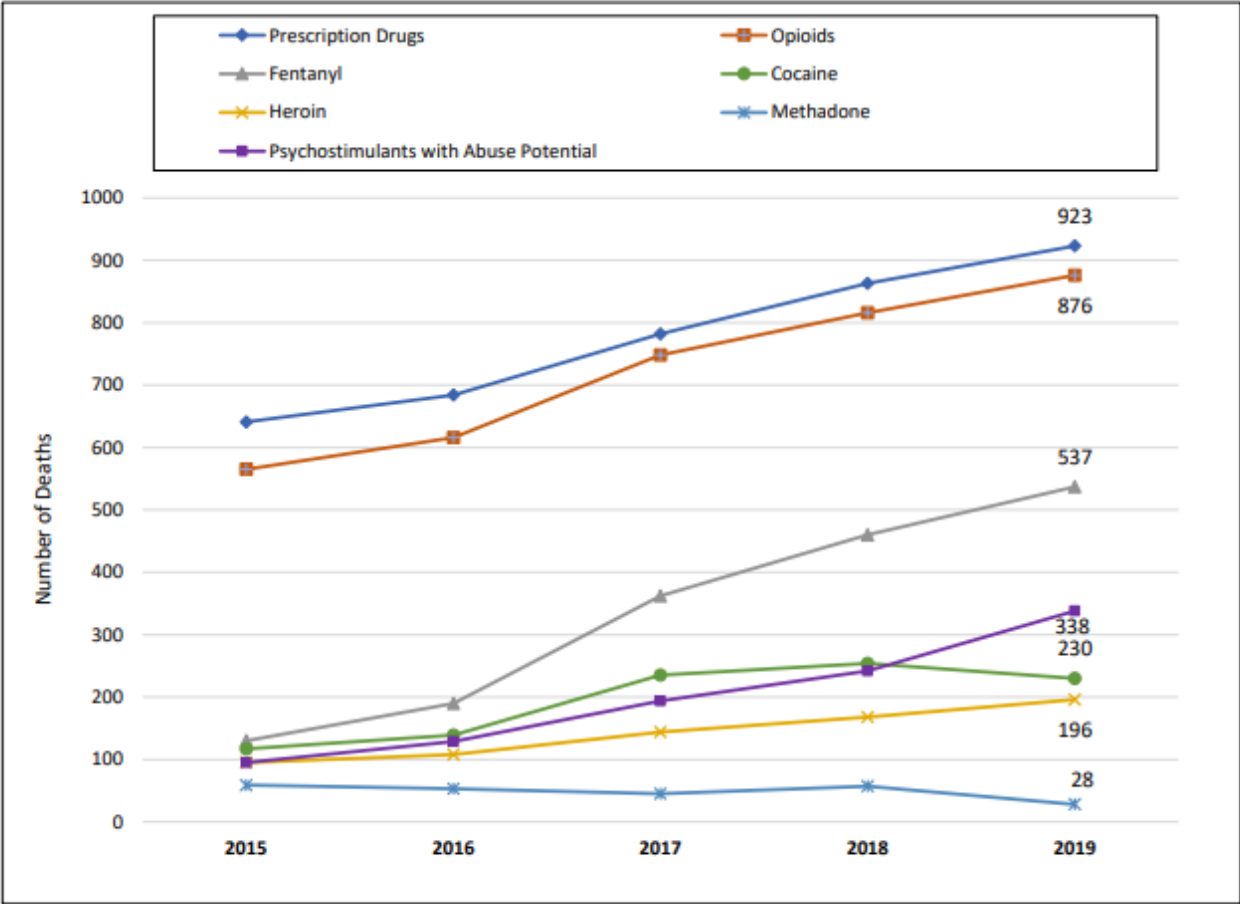
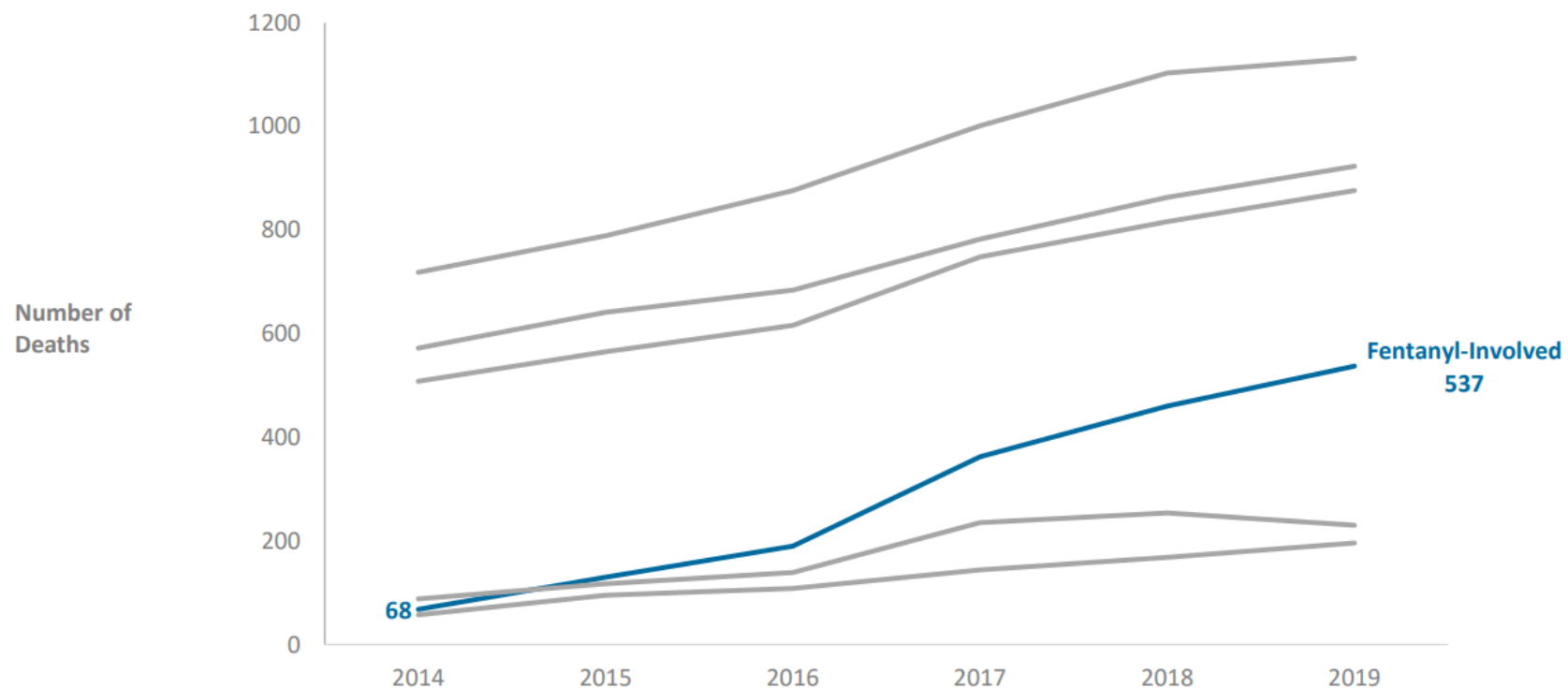


Table 2.
Number of Drug Overdose Deaths by Category and Selected Drugs
South Carolina, 2015-2019
Occurrence Data

Year	Total Drug Overdose	Prescription Drugs	Opioids	Psychostimulants with Abuse Potential	Fentanyl	Heroin	Methadone	Cocaine
2015	789	641	565	95	130	95	59	117
2016	876	684	616	129	190	108	53	139
2017	1,001	782	748	194	362	144	45	235
2018	1,103	863	816	242	460	168	57	254
2019	1,131	923	876	338	537	196	28	230

Fentanyl-involved deaths have seen the greatest increase in number and percentage over time; the 2019 count was **nearly eight times** the count in 2014



Fentanyl can be a prescription or illicit drug, but most fentanyl-related overdoses nationwide are connected with illicitly manufactured fentanyl (IMF).²

Data source: SC Department of Health and Environmental Control, Vital Statistics

²[CDC, National Center for Injury Prevention and Control](#)

Figure 7.
Select Drug Categories by Race/Sex
South Carolina, 2019
Occurrence Data

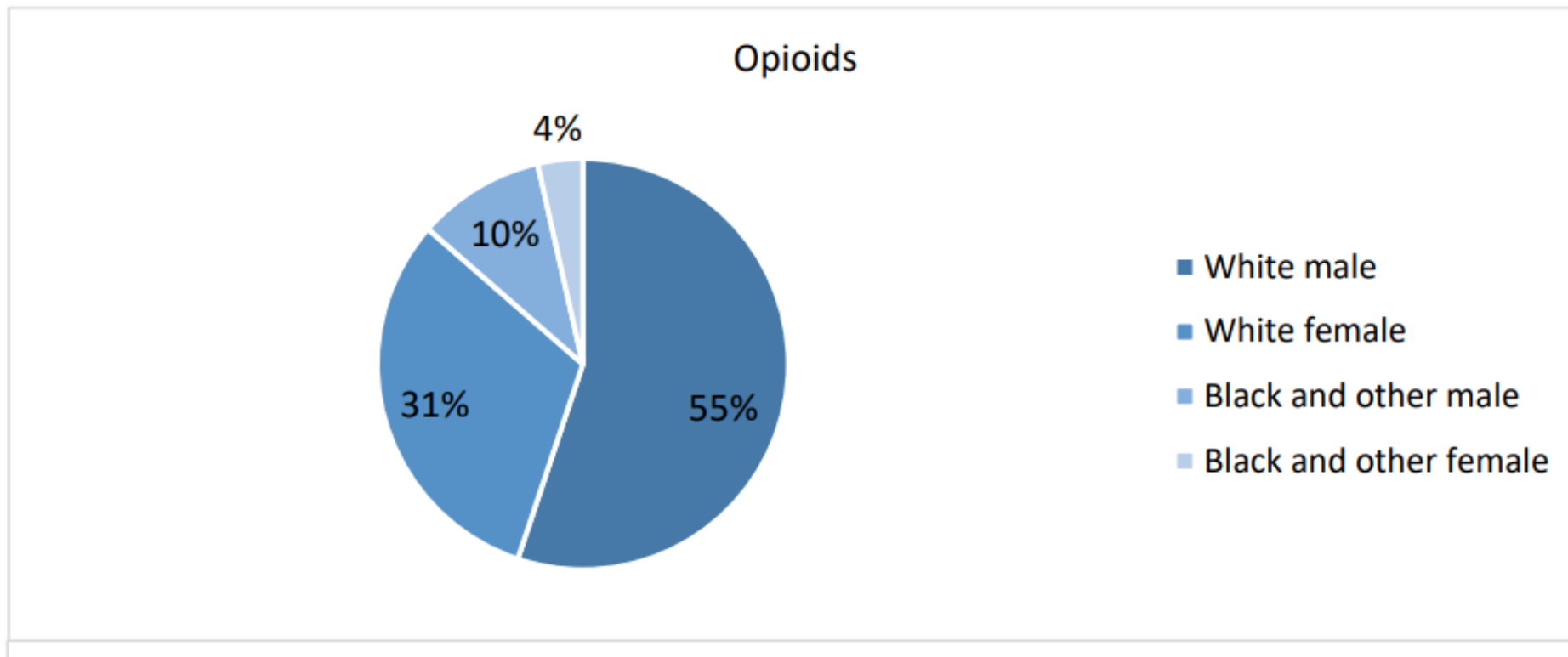


Figure 6.
Opioid-Involved Overdose Deaths by Age
South Carolina, 2015-2019
Occurrence Data

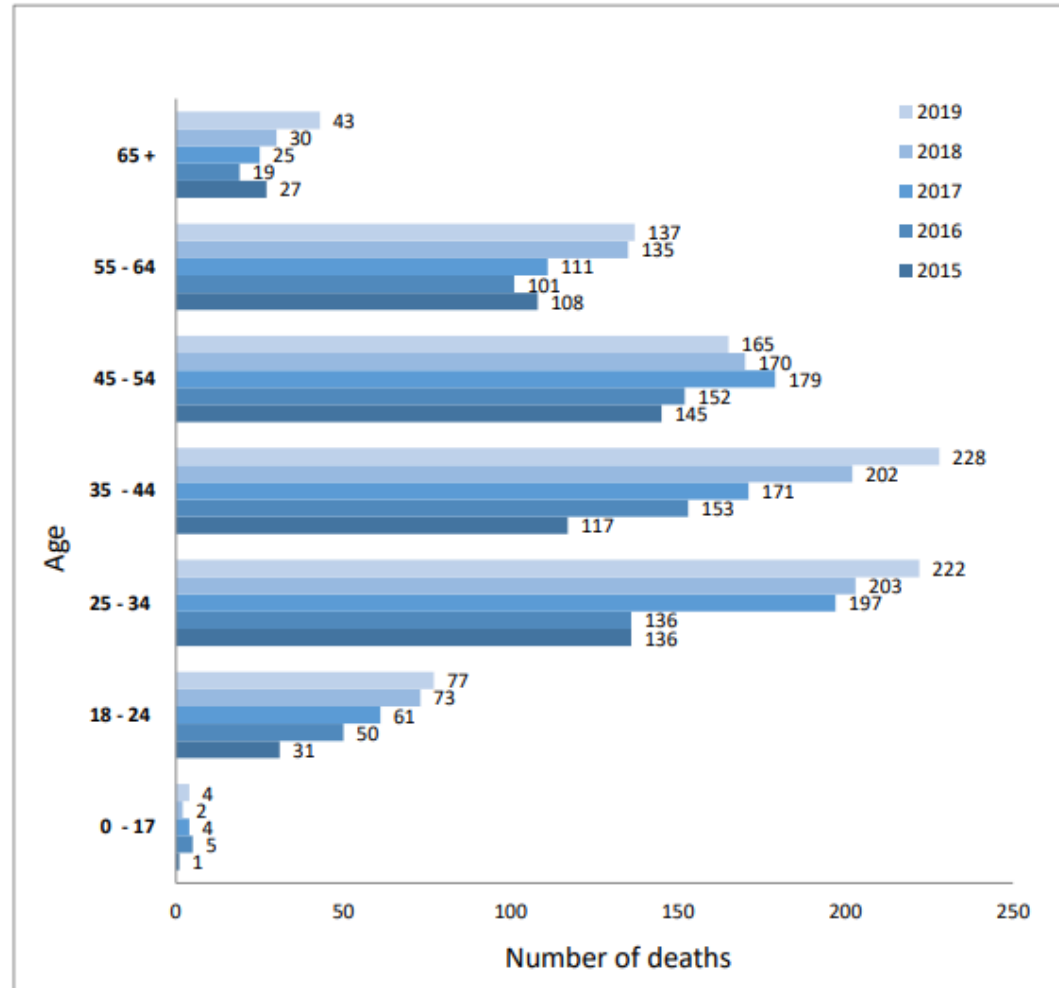
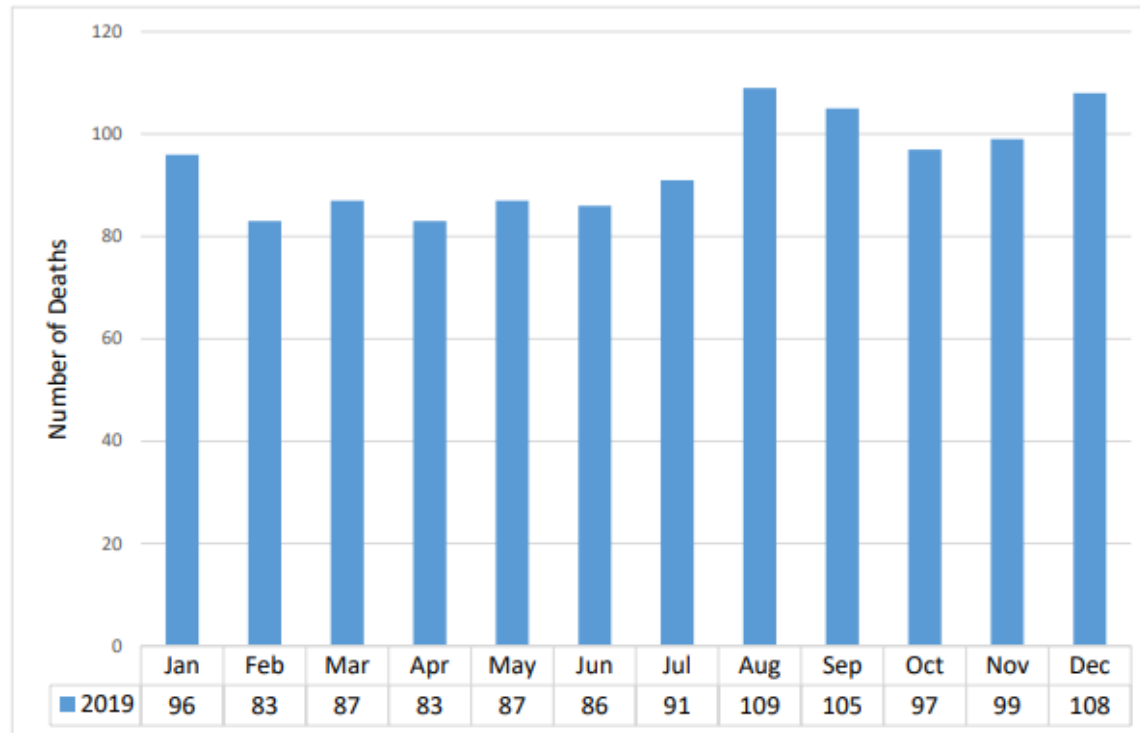


Figure 9.
Number of Drug Overdose Deaths by Month
South Carolina, 2019
Occurrence Data



In 2019, the number of opioid-involved deaths decreased or saw no change in 21 counties.

The largest percent decrease³ occurred in **Dorchester County**.

The number of opioid-involved deaths increased in 25 counties.

The largest percent increase³ occurred in **Lancaster County**.

	Decrease
Dorchester	-53%
Aiken	-22%
Greenville	-22%
Georgetown	-19%
Laurens	-17%
Florence	-8%
Spartanburg	-2%

	Increase
Lancaster	167%
Orangeburg	88%
Anderson	80%
Horry	54%
Berkeley	29%
Lexington	14%
Beaufort	14%
York	14%
Sumter	12%
Charleston	7%
Oconee	7%
Richland	2%

Cross-Sectoral Collaboration is Key



Community Efforts

Resources: For those in crisis or suffering from OUD, linkages to treatment and recovery through external resources such as [Just Plain Killers](#) and [Naloxone Saves SC](#). Treatment locators such as SAMSHA's OTP Directory and buprenorphine Provider Locator

Families and Communities: Empower individuals and families through opioid educational training at the community level as well as link to community recovery organizations (WakeUp Carolina, FAVOR, etc.)

Healthcare: DHEC partners with healthcare systems to provide opioid-related education for doctors and health care providers, including training of nearly 2,000 health care prescribers and professionals to date.

First Responders and Naloxone: DHEC's Bureau of Emergency Medical Services regulates and monitors paramedic usage of the opioid antidote naloxone.

EMS also supports to first responder programs to identify, treat and report drug overdoses attributed to opioids; the Law Enforcement Officer Naloxone (LEON) program and the Reducing Opioid Loss of Life (ROLL) program for firefighters. As of March 2021, the LEON program has trained and equipped more than 10,000 police officers in 228 organizations across the state, while ROLL includes more than 1,700 firefighters in 113 units.

[Community Outreach Paramedic Education Program](#) uses referrals from EMS, LE, or hospitals to identify survivors for follow up visits by a multidisciplinary team in the critical period shortly after a Narcan administration or overdose event. During the visit, the patient will receive educational materials and a “warm handoff” to drug treatment and peer support.

Opioid Statistical Surveillance: DHEC collects and analyzes opioid overdose data and death data across the state, which are also released annually in a [year-end report](#).

Biosurveillance: More than 20 hospitals across the state currently support our voluntary biosurveillance program, which helps identify fentanyl overdoses in our communities through analysis of de-identified biological samples at our Public Health Laboratory. The results are reported back to community hospitals and are often shared with other community stakeholders to help them develop more effective multidisciplinary responses at local levels.






Drug Monitoring: DHEC's Bureau of Drug Control administers the state's prescription monitoring program, called the [South Carolina Reporting & Identification Prescription Tracking System \(SCRIPTS\)](#), which tracks the dispensing of controlled substance prescriptions. Drug Control also works closely with a range of law enforcement and government agencies to identify prescription drug abuse hotspots and improve investigation and prosecution of prescription drug abuse cases.

Sharing timely information : Vulnerability assessments increase data sharing and coordination across public health and public safety partners. They inform prevention and response activities, increase jurisdictional awareness of the opioid crisis, provide evidence-based approaches to combat it, and ensure that resources are being maximized as the opioid crisis evolves and changes.

- DHEC leverages the High Intensity Drug Trafficking Area (HIDTA) [Overdose Map](#) to rapidly detect suspected overdose outbreaks in real-time and share results with local-level agencies for planning and resource allocation.



Resources

[Opioid Emergency Response Plan - South Carolina Emergency Management Division \(scemd.org\)](#)

[2019 South Carolina Drug Overdose Deaths.pdf \(scdhec.gov\)](#)

[Home - Just Plain Killers - SC DAODAS - Just Plain Killers - SC DAODAS](#)

[Opioid Data Analysis and Resources | CDC's Response to the Opioid Overdose Epidemic | CDC](#)

[2020-SC-County-Level-Profiles-on-Substance-Use-Related-Indicators.pdf](#)

Caitlin Kratz, MSW, LISW-CP, LAC, AADC

ckratz@charlestoncounty.org

(843) 958-3364

